

TransForm N Collaboration Wall Manager

Facilitating collaboration using ad-hoc selected content

Barco's Collaboration Wall Manager is an intuitive and easy-to-use browser-based user interface, designed to guide participants in a collaboration session to display supporting content on the video wall of breakout rooms.

Different from the existing TransForm N user interfaces (typically lay-out centric and predefined in control room environments), the TransForm N Collaboration Wall Manager facilitates collaboration around content that is selected 'ad hoc'.

The Collaboration Wall Manager is released in TransForm N version 3.2 (TFN 3.2) and complements the 3 pre-existing UIs, proving Barco's user-centric approach:

- **Control Panel:** A Windows application **used by system administrators** to execute the setup & configuration of the TransForm N system, including system sources input, video wall output, and user management functions;
- **Sidebar:** A Windows application **used by advanced control room operators** to transform system sources into fit-for-purpose sources, to be used inside a video wall layout. You can crop/scale them, enrich them with decorators, and/or group them together in so-called 'perspectives'. Sidebar also supports the real-time viewing of, and keyboard/mouse interaction with, networked TransForm N sources on the PC desktop. Moreover, activating, de-activating, or changing defined layouts on any wall part of the TransForm N setup is also supported.
- **Launchpad:** A browser-based UI, typically **used by video wall operators on a tablet**, which allows the layouts pre-defined in Sidebar to be easily launched. Launchpad also supports the change of a source by another source inside a selected tile of the wall layout composition.

Collaboration Wall Manager: how it works

The process starts by executing a login on the login-page. Based on the login credentials, TransForm N's powerful user management provides access to the relevant video walls and a selection of sources available for use on these video walls.

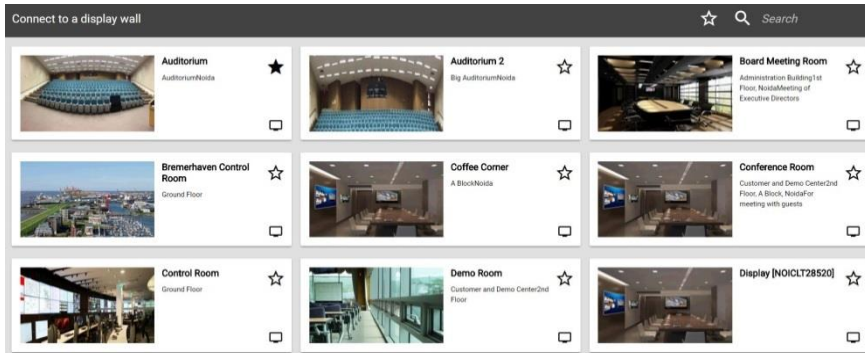


Collaboration Wall Manager

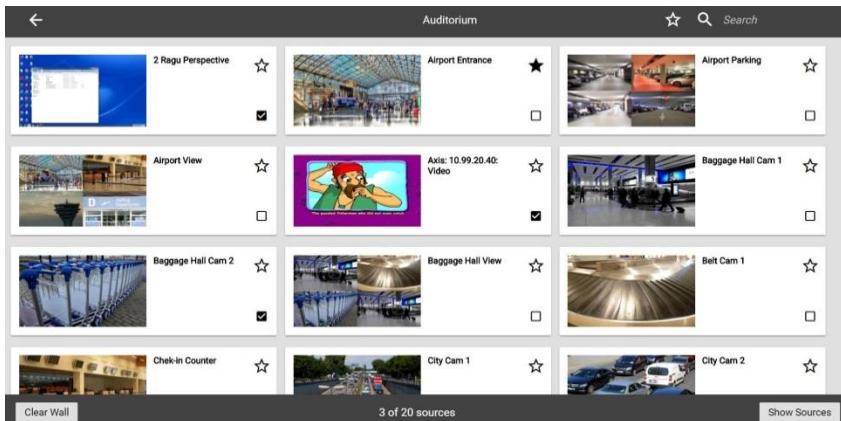
User name
 Password



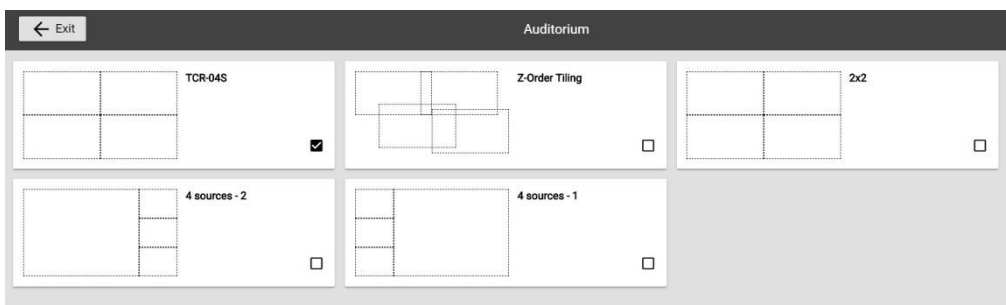
If a single video wall is attached to the login (e.g. login for a specific breakout room), a source list is presented immediately to the user. If the user has the right to use multiple different walls inside his TransForm N deployment, he can first select the desired collaboration wall.




The user can now select from the source list the sources he wants to display on the wall. This can be any source enabled inside his TransForm N deployment – including video sources, Clickshare sources, Internet or Intranet HTML content, computer sources, etc. Once the desired sources have been selected, they can be displayed on the video wall with a simple click. Of course, individual sources can be added to, or removed from, the video wall at any time during the collaboration session.



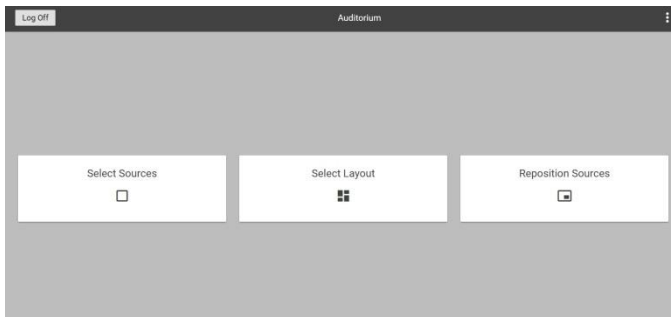
The number of sources selected defines how they will appear on the video wall in a custom pre-defined default layout. In addition to the default layout, additional layouts can be defined for each wall and/or each number of sources. For example, a user who has selected 4 sources on a particular video wall, can easily switch between the different layouts that were defined for these 4 sources on that video wall.



For specific layouts – e.g. a big central tile and a couple of smaller adjacent tiles – the Collaboration Wall Manager can also swap sources between tiles. Simply tap 2 times on the tablet, and a source positioned in a small tile will swap with the one positioned in the big tile.



With Collaboration Wall Manager, TransForm N expands its use-case beyond the traditional control room video wall and unleashes the power of working collaboratively in front of a breakout video wall. Working together on any type of content to be shared on the video wall has never been easier. Just select the sources, select the preferred layout, and change the source positions in the layout. Quickly & easily!



Current TransForm N customers with a valid Software Care contract can upgrade to version 3.2 to obtain Collaboration Wall Manager and experience the value of this user interface using their existing Sidebar UI licenses.